


Art Autumn 2 Pattern and print




As part of our exploration into pattern we experimented with some different ideas.



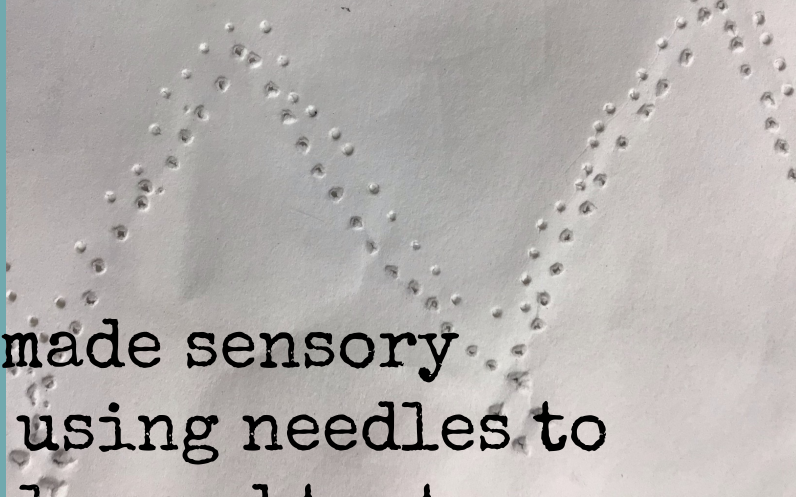
We looked at the work of Sol Lewitt who created instructions to go with his drawings.
We experimented with our own ideas such as every large red dot should connect to another.





THE FOCUS HERE IS ON ENJOYING THE PROCESS RATHER THAN FOCUSING ON A FINAL IMAGE.

Next, we made sensory patterns using needles to create holes and texture. We closed our eyes to feel the patterns. We held them up to the light. These were inspired by They were very calming to create



We collected examples of pattern from magazines, fabric, wallpaper and wrapping paper. We created a page in our sketchbooks full of our favourite patterns.



Next we explored the work of Rachel Parker. She creates pattern for all sorts of textiles, accessories, objects and wallpapers. We created our own pattern placing colours and shapes together that we found visually interesting. This four part square would be cut and reassembled in order to create a repeatable pattern.





Here are some of our
amazing repeating
patterns. This is how
they would look as
fabric or wallpaper.



Finally we attempted
making patterns with
tessellation.
We looked at the work
of Escher for
inspiration.

