


Art
Autumn Term 2
Paper, cloth and
thread.



Lesson 1



We investigated an Artist called Alice Kettle.

She uses stitches like marks to create images. We watched a video of her creating a large piece of art with other people. The stitching represented the feelings about living on an island surrounded by the ocean.





We created a page in our sketchbook in response to her work.





Lesson 2



Mark making



We investigated how other artists have used a variety of marks. We looked at sketches from Vincent Van Gogh for inspiration.

We used and investigated using harder and softer drawing pencils.

Lesson 3



Using these
photographs of natural
landscapes we created
quick fluid sketches





Our favourite became the image for our final piece.



Lesson 4



We talked about the sky meeting the earth as the horizon and how we should try not to have a visible gap.




Using our sketchbook work as a guide we painted onto cloth with acrylic paints.
The children had to think about the consistency of the paint they were applying.



Lesson 5



Returning back to the ideas of Alice Kettle and Hannah Rae we added stitch marks to our work to create texture, and movements and detail.





Esa





Benjamin



Attera X M



