


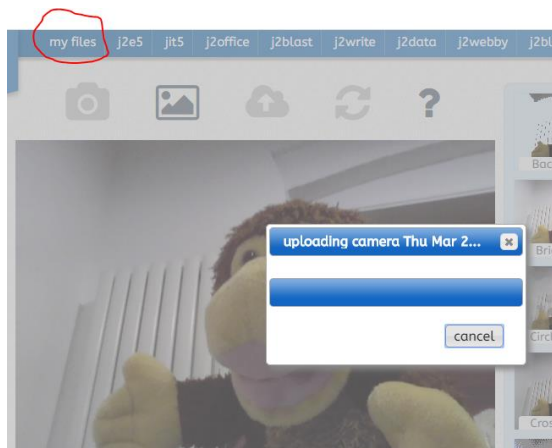
If you want to take a photograph of your written work then follow these instructions.



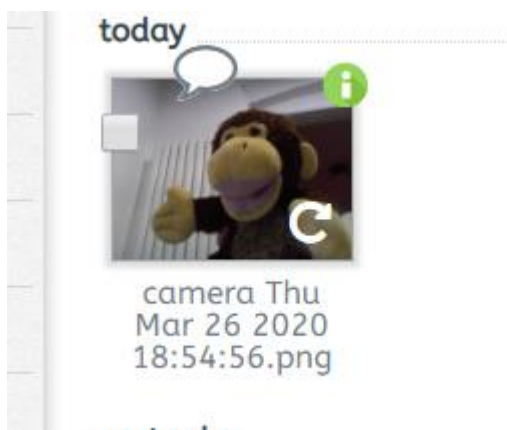
Click on the camera icon and then take a picture using the camera. Black circle below.



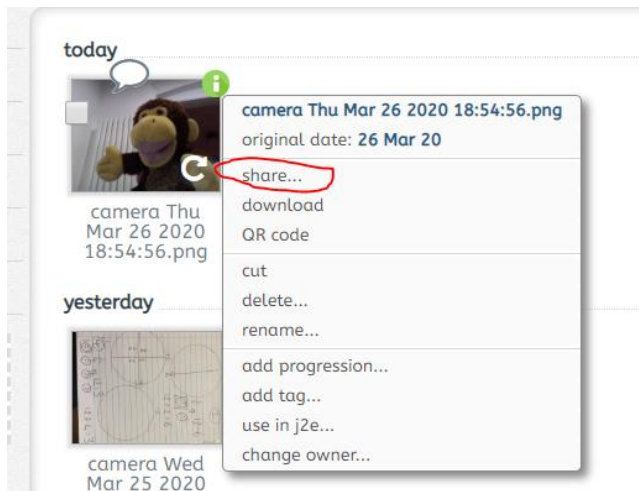
After, click on the cloud to upload the picture to your files.



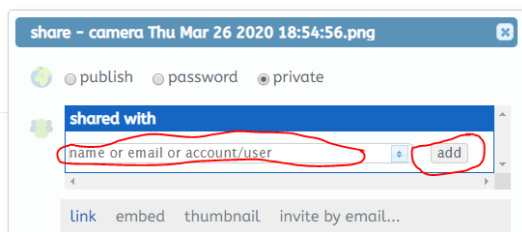
Click on my files.



Click on your picture to bring up the green i.



Click on the share.



Type in **ces51** then click **add**. This will send it to me so I can read your work.

If you want to type your work up using JIT then sharing it with me is the same as above. Save your work (as normal) then go to 'my files' and share using the green i as above.