

Pixel Pointillism

This week's art style is Pointillism. Below is some information about it:


Pointillism is a type of painting that makes a picture using lots of colourful dots.

The first artists started to use it in the 1880s.

Close up, it can look messy and can be difficult to tell what the picture is of.

If you look at it from a distance, your mind blends the different colour dots together to form a clear picture – clever!

Modern day televisions and screens use the same technique to make all the different colours you see on them.



La Parade by Georges Seurat

A famous artist who painted in this style was Georges Seurat.



Georges Seurat was a French painter who lived between 1859 and 1891.



He went to some different art schools where he learnt to paint in a traditional manner.

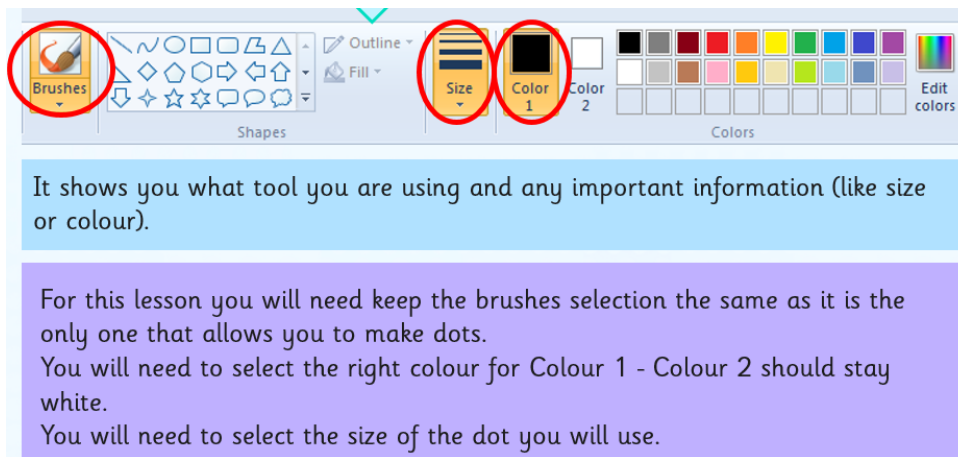
He tried different styles of painting, but some people did not like it.

He spent two years producing his famous pointillist painting: *A Sunday Afternoon on the Island of La Grande Jatte* (1884-85).



For this week's digital art task, you are going to create your own Pointillism drawing.

You will need to use Paint for this week's art as you need to have this toolbar:



You can choose anything you like which inspires you to create your drawing. Why not google other artists who paint in this style to give you some more inspiration.

Here are some things to think about:

- What colours are you going to use? Seurat used lots of colours.
- Are you just making dots? Make sure you click for each one and then you don't end up with lines.
- Change the size of the dot as necessary
- Take your time and make sure your work is completely dotty!

Why not make more than one piece of Pointillism art so you can try out different designs.

Remember to share your masterpieces with me on J2e (je38).