





Describe turns - easier.

1a. Look at the pencils below. How have they moved? Use the word bank below.

Before	After	Turn
		
		



Quarter turn    Half turn

VF

2a. How will this shape look after a quarter turn? Circle your answer.



VF

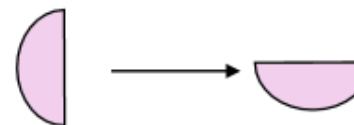

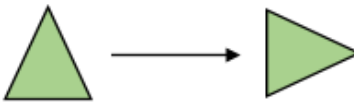
3a. Draw an arrow in the box to show the direction the object has turned.



Describe the turn it has made.

VF

4a. Circle the shapes which have made a quarter turn.



VF

2a. The trucks need to turn to match the picture on their boxes.



What turn should they each make?



PS