

Year 1 - subtraction fluency harder.

Subtraction Crossing 10 1

7a. Complete the ten frames to solve the calculation below.

$$16 - 7 = \square$$



VF

Subtraction Crossing 10 1

7b. Complete the ten frames to solve the calculation below.

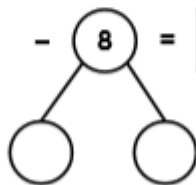
$$12 - 5 = \square$$



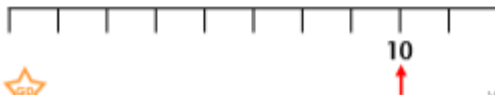
VF

8a. Use the part-whole model to solve the calculation below.

$$12 - 8 = \square$$



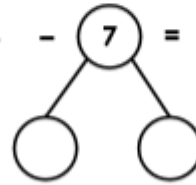
Use the number line to help with the partitioning to 10.



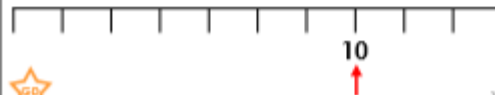
VF

8b. Use the part-whole model to solve the calculation below.

$$13 - 7 = \square$$



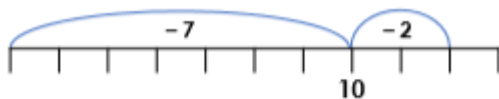
Use the number line to help with the partitioning to 10.



VF

9a. Complete the calculation using the number line below.

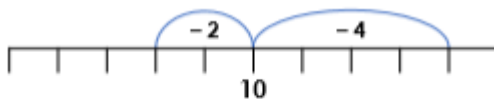
$$12 - 9 = \square$$



VF

9b. Complete the calculation using the number line below.

$$14 - 6 = \square$$



VF