

Picasso

This week's artist is Pablo Picasso. Below is some information about him:

Pablo Picasso

A Spanish artist, Pablo Picasso lived between 1881 and 1973.



People sometimes find it hard to work out what the picture is of, due to the shapes not always being the ones we would use to draw the object.

He is world famous, with some of his paintings selling for millions of pounds!

He is famous for using a style of art called cubism, which uses lots of shapes to create pictures.

People like his art because it makes them think deeply about what is going on in the picture.

Cubism

What are these pictures of?



ATtribution - Photo courtesy of Medane Lacarow (iStock.com) - granted under creative commons licence - attribution



ATtribution - Photo courtesy of Henry Lawford (iStock.com) - granted under creative commons licence - attribution



ATtribution - Photo courtesy of Csa (iStock.com) - granted under creative commons licence - attribution

What shapes can you see within these pictures?

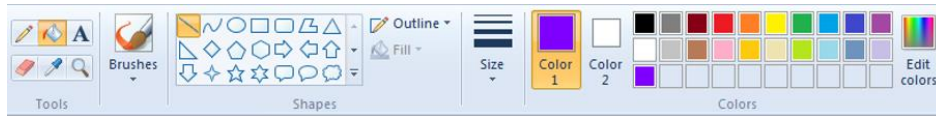
Here are some more examples of his work:




Cubism requires you to think outside of the box and play with what shapes you can use to create pictures.

For this week's digital art task, you are going to create your own Picasso style drawings.

You can choose which program you use to create your digital art (Paint, Word, etc.). Whichever program you decide to use must allow you to do the following:



You can also change the colour of both the lines and the fill of a shape!

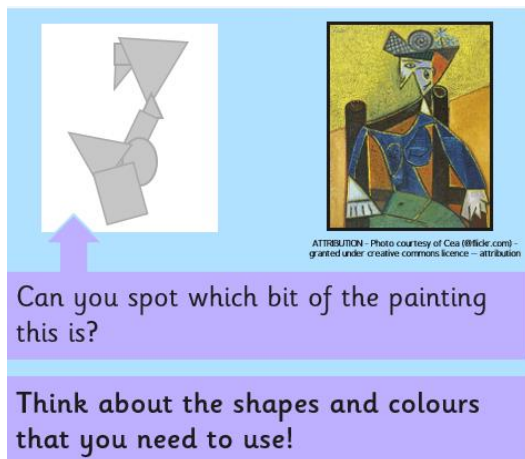


You can adjust the shape
(click on the shape)

You can change which way
round it is (orientation).
(click on shape)



Now it's time for you to create your own Picasso drawing.



Why not make more than one piece of Picasso art so you can try out designs.

Remember to share your masterpieces with me on J2e (je38).