


Mondrian

This week's artist is Piet Mondrian. Below is some information about him:

Who is Mondrian?

Piet Mondrian was a Dutch artist who lived between 1872 and 1944.



He started his working life as a primary school teacher!

Mondrian became famous for creating art on a white background with straight lines and blocks of primary colours (blue, red and yellow).



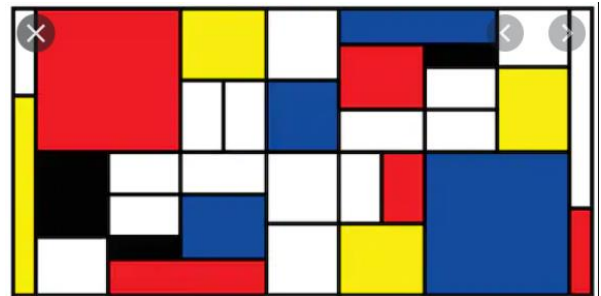


His artwork has been widely copied, from buildings to dresses!



As an artist, he worked mainly in Paris.

He went back to school to learn about fine art.

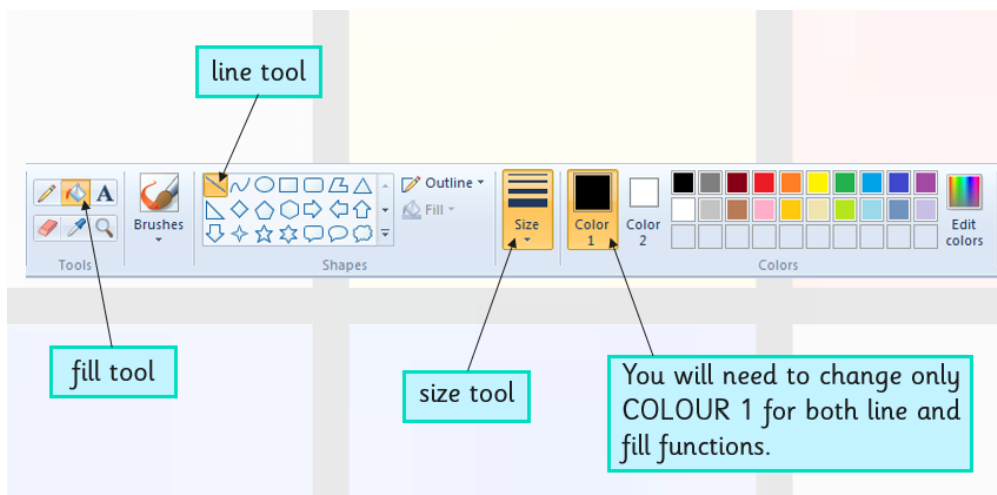
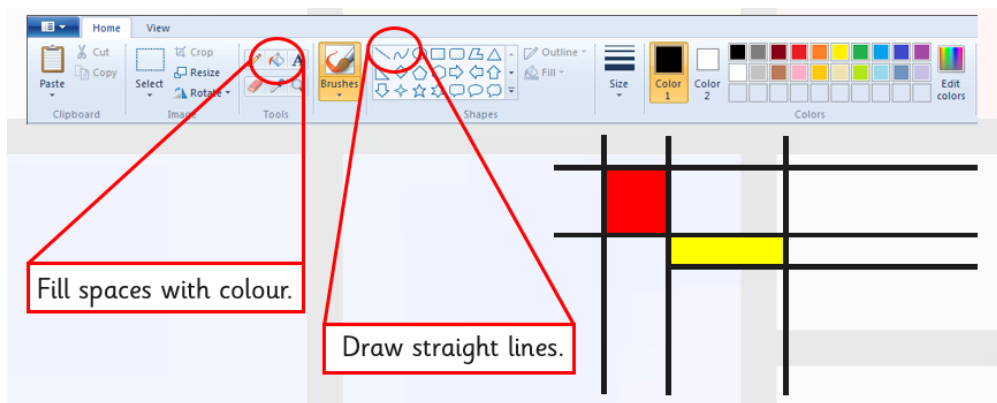
Here are some more examples of his work:



Those of you who know me well will understand why I like this style of art!

For this week's digital art task, you are going to create your own Mondrian style drawings.

You can choose which program you use to create your digital art (Paint, Word, etc.). Whichever program you decide to use must allow you to do the following:



Things to think about whilst you are creating your art work:

- How many lines are you going to include in your art? Have you tried changing the weight of the lines? What effect does this have?
- How many colours are you going to use? Which did Mondrian use? Does it still look like a Mondrian if you use different colours?
- Maybe you could use different shades of red, blue and yellow?

Why not make more than one piece of Mondrian art so you can try out different combinations and then choose your favourite.

Remember to share your masterpieces with me on J2e (je38).