



Year 1 – Fact families problem solving harder.

Related Facts

7a. Which representation below matches the calculation $14 - 9 = 5$?




Explain your answer.



R

Related Facts

7b. Which representation below matches the calculation $12 + 3 = 15$?



Explain your answer.



R

8a. Complete the related facts below.

$$\square + 4 = \square$$

$$\square + \square = 14$$

$$14 - \square = \square$$

$$\square - \square = 10$$



PS

8b. Complete the related facts below.

$$\square + \square = 16$$

$$9 + \square = \square$$

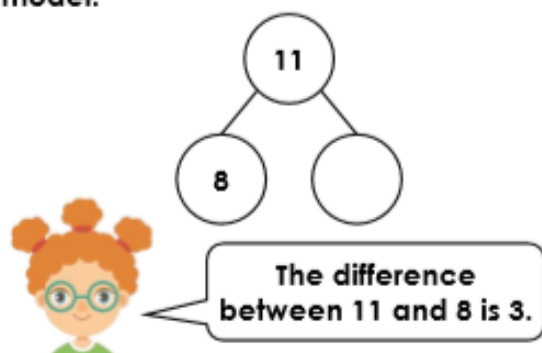
$$\square - 7 = \square$$

$$\square - \square = 7$$



PS

9a. Grace is completing a part-whole model.

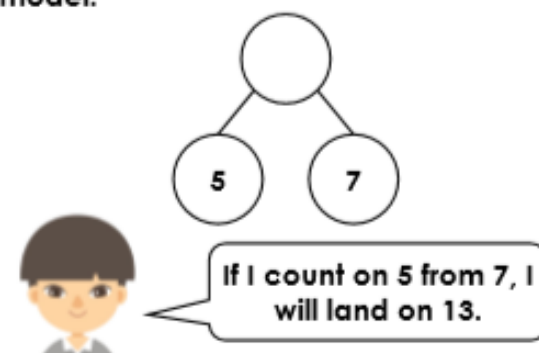


Is Grace correct? Prove it.



R

9b. Lucas is completing a part-whole model.



Is Lucas correct? Prove it.



R