


*My superpower is art.
Can you use your craft
powers to make some*



• **Follow these instructions to find out how to make the cuffs**


You will need:

- a loo roll
- pens, paint or something to decorate it
- a pair of scissors
- wool or thick thread



What you do (ask an adult to help you):

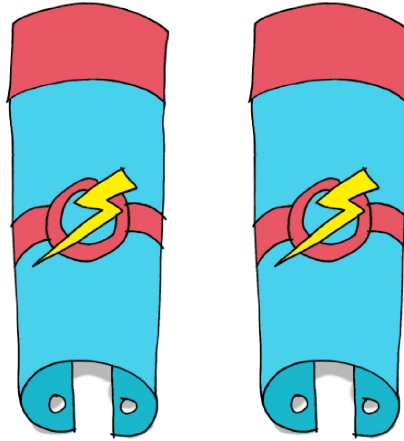
1. Cut the loo roll in half lengthways




2. Make 2, 3 or 4 holes in each side of the loo roll halves (you must ask an adult for help with making holes).



3. Decorate your cuffs with your superhero symbol.



4. Ask an adult to help you to put your thread or wool through the holes on your cuffs.



5. Now put on your cuffs. You will need someone to help you to tie them on using the thread or wool.

