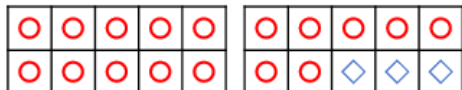


# Year 1 – Fact families - medium

## Related Facts

## Related Facts

5a. Tick the calculation that is not related to the ten frames.



- A.  $3 + 17 = 20$  ☐
- B.  $17 + 3 = 20$  ☐
- C.  $20 - 3 = 17$  ☐
- D.  $20 - 15 = 5$  ☐



VF

5b. Tick the calculation that is not related to the ten frames.



- A.  $2 + 18 = 20$  ☐
- B.  $16 + 2 = 18$  ☐
- C.  $18 - 2 = 16$  ☐
- D.  $18 - 16 = 2$  ☐



VF

6a. Use the digit cards to complete the related fact.

16	3	19	<input type="text"/> + <input type="text"/> = <input type="text"/>
			$19 - 3 = 16$



VF


6b. Use the digit cards to complete the related fact.

7	8	15	$8 + 7 = 15$
			<input type="text"/> - <input type="text"/> = <input type="text"/>



VF

7a. Complete two calculations to match the bar model.




$$\square + \square = \square$$

$$\square - \square = \square$$



VF

7b. Complete two calculations to match the bar model.



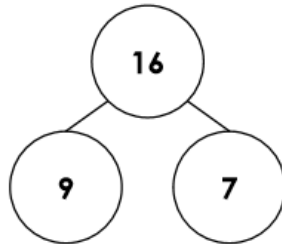
$$\square + \square = \square$$

$$\square - \square = \square$$



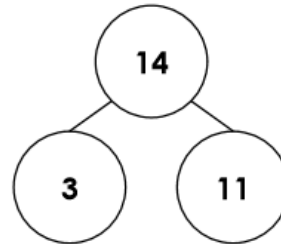
VF

8a. Write four calculations to match the part-whole model.



VF

8b. Write four calculations to match the part-whole model.



VF