

# ACTIVITY WORKSHEETS

## ACTIVITY 1

### TONY'S FRIENDSHIP POEM

Many children will arrive in the UK and join a new school. It can be very difficult because they may not speak English or understand what school is like.

In our story Tony the Dinosaur was friendly to Dino and Sana. Imagine a new person is coming to your school from far away.

**How could you make them feel welcome? (Actions)**

For example... Offer your chair, smile, ask them how they feel, share your pencil case.

**What qualities do you need to be a good friend?**

For example... Helpful, caring, friendly, funny, generous.

You have 2 minutes to write as many welcoming actions as you can...

---

---

---

---

---

---

---

---

---

---

You have 2 minutes to write as many qualities as you can...

---

---

---

---

---

---

---

---

---

---

# ACTIVITY WORKSHEETS

## ACTIVITY 1 (CONT.)

Now we are going to create a poem about friendship.

Choose friendly qualities and actions from the previous page to complete the poem below.

For example:

- A friend is someone who is helpful
- A friend will smile at you
- A friend will offer you their chair
- A friend is someone who is kind and funny

Now it's your turn... You can write as many poems as you like!

- A friend is someone who is.....
- A friend will.....
- A friend will.....
- A friend is someone who is.....

Once you have finished your poem you might want to read it aloud, share it with someone at home or put it on your wall!

**WELL DONE! YOU HAVE DEMONSTRATED THAT YOU CAN SHOW KINDNESS TO ANOTHER PERSON AND BE CREATIVE.**

# ACTIVITY WORKSHEETS

## ACTIVITY 2

### HOW DID DINO AND SANA FEEL?

Moving to a new school, learning to speak English and making new friends can be very frightening for children arriving in the UK.




Look at this comic strip below, imagine you are Dino and Sana... What is happening? How are they feeling? What are they thinking? What do they need?

Fill in the thought and speech bubbles with your ideas below.





# ACTIVITY WORKSHEETS

## ACTIVITY 2 (CONT.)



# ACTIVITY WORKSHEETS

## ACTIVITY 2 (CONT.)



**NICE ONE! YOU HAVE SHOWN THAT YOU CAN BE CONSIDERATE TO OTHER PEOPLE'S FEELINGS.**

# ACTIVITY WORKSHEETS

## ACTIVITY 3

### WRITING HOME

Sometimes people must flee their homes because they are not treated well in their country. This often means having to leave family and friends behind and make a difficult journey to find safety.

Dino the dinosaur made his journey to the UK after a war broke out and destroyed his home.

Imagine you are Dino writing a postcard to your Friends back home.

- How are you feeling?
- What was your journey like?
- What would you want to tell them about your new life in the UK?
- What do you hope for the future?

	<p>Dear </p> <p>Love from Dino</p>
--	---

Draw a picture here

Write your message here

**GREAT WORK! YOU HAVE SHOWN AN UNDERSTANDING OF WHAT IT IS LIKE FOR A REFUGEE TO MOVE TO A NEW PLACE.**

# ACTIVITY WORKSHEETS


## ACTIVITY 4

### FEELING SAFE AND HAPPY

Everyone has the right to a home, food and safety. Unfortunately, this isn't always possible. We want to help Dino and Sana feel safe and happy, can you help?

1. Everyone needs essential things, that we cannot live without like water, air and food  
What food would you make Sana?
2. Everyone should feel safe and have access to a home and healthcare.  
What might help Sana feel safe?
3. Everyone should feel loved and cared for.  
How could you show Sana that you care?
4. Everyone likes to feel important and valued by others; like they are doing well.  
What skills might Sana have?  
How could you help her?
5. Everybody should play and create.  
In the space on the next page, draw a picture for Dino and Sana including all the things they need.

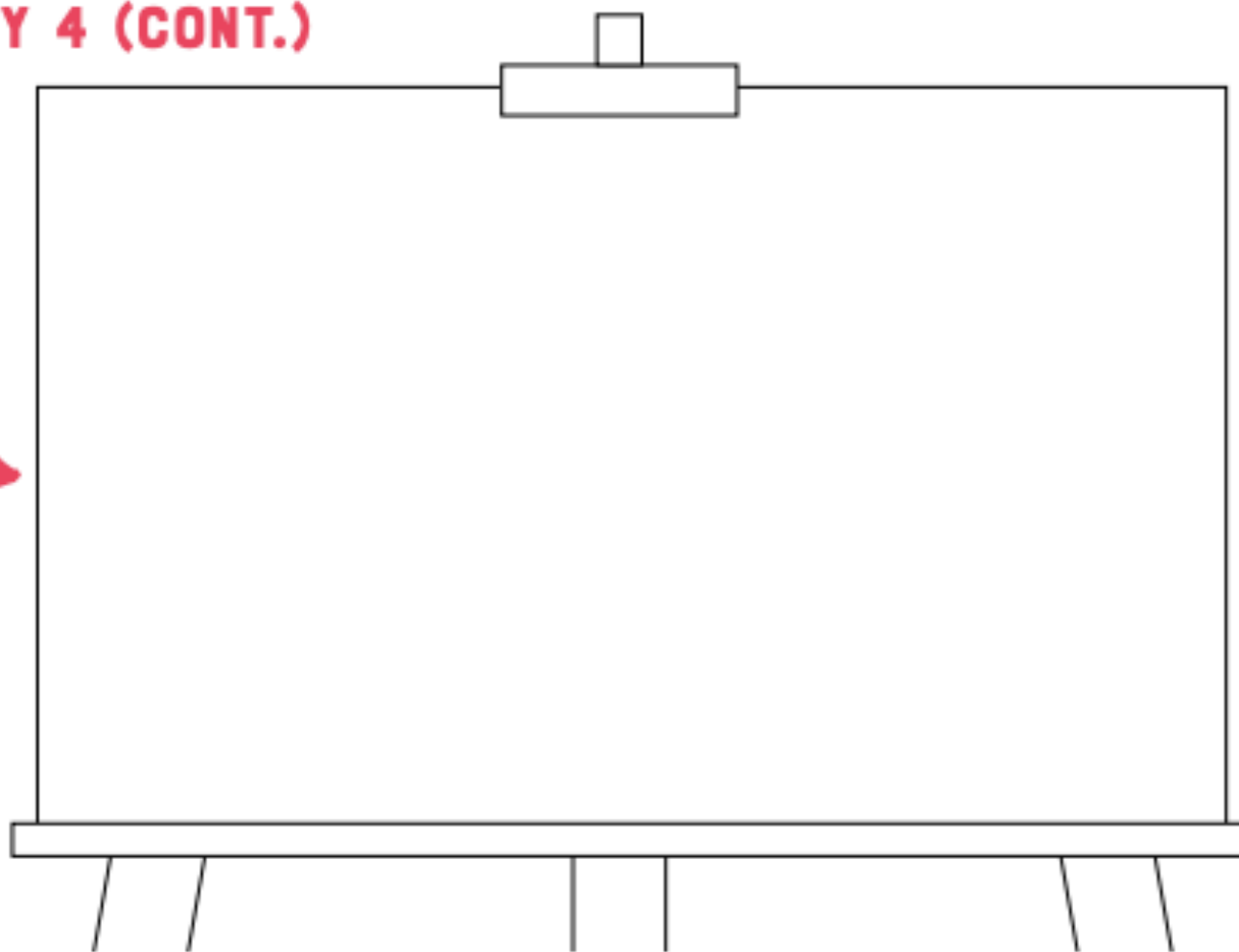
You might want to discuss your ideas with an adult.



# ACTIVITY WORKSHEETS

## ACTIVITY 4 (CONT.)

Draw a picture for Dino and Sana including all the things they need.



**WELL DONE! YOU HAVE MADE DINO AND SANA FEEL SAFE AND HAPPY!**



# ACTIVITY WORKSHEETS

## ACTIVITY 5 (CONT.)

Now draw a picture to add to your letter.  
You might want to share this with people  
in your home or read it aloud.



**GIVE YOURSELF A  
PAT ON THE BACK!**

**YOU HAVE BEEN KIND AND  
WELCOMED DINO AND SANA  
TO THEIR NEW HOME.**

